







		<h1 style="text-align: center;">THE GAMALIEL</h1>						
<b>REGION: MBEYA</b> <b>DISTRICT: MBEYA</b>		<b>SCHOOL AVERAGE</b>		<b>BAND</b>				
		<b>209.3</b>		<b>4</b>				
				<b>CATEGORY</b>				
				<b>ABOVE 40</b>				
SUBJECT PERFORMANCE ANALYSIS								
SUBJECT NAME		AVG	%	RNK	<div style="display: flex; flex-wrap: wrap; justify-content: space-around;"> <div style="text-align: center;"> <p style="writing-mode: vertical-rl; transform: rotate(180deg);">KISWAHILI</p>  <p style="writing-mode: vertical-rl; transform: rotate(180deg);">ENGLISH</p> </div> <div style="text-align: center;"> <p style="writing-mode: vertical-rl; transform: rotate(180deg);">MATHEMATICS</p>  </div> <div style="text-align: center;"> <p style="writing-mode: vertical-rl; transform: rotate(180deg);">SCIENCE</p>  </div> <div style="text-align: center;"> <p style="writing-mode: vertical-rl; transform: rotate(180deg);">SOCIAL STUDIES</p>  </div> <div style="text-align: center;"> <p style="writing-mode: vertical-rl; transform: rotate(180deg);">CIVIC &amp; MORAL</p>  </div> </div>			
KISWAHILI	45.8	92%	1					
ENGLISH	39.6	79%	2					
MATHEMATICS	34.0	68%	3					
SOCIAL STUDIES	33.9	68%	4					
CIVIC & MORAL	29.7	59%	5					
SCIENCE	26.3	53%	6					
BOYS/GIRLS PASS RATE		STD	AVG	%				
BOYS	48	0.54	54%					
GIRLS	42	0.46	46%					
GRADE ANALYSIS SUMMARY								
SUBJECT NAME/GRADE	A	B	C	D	E			
MATHEMATICS	15	43	22	2	2			
KISWAHILI	75	8	1	0	0			
ENGLISH	44	31	9	0	0			
SCIENCE	2	28	34	0	3			
SOCIAL STUDIES	24	25	29	6	0			
CIVIC AND MORAL	1	41	30	7	4			
OVERALL GRADE ANALYSIS		NO.	SEATED	%				
A		11	83	13%				
B		56		67%				
C		16		19%				
D		1	1	1%				
E		0		0%				
BOY'S VS GIRLS' PASSRATE (%)								
BOYS			<p style="font-size: 2em; font-weight: bold;">54%</p>		GIRLS			
						<p style="font-size: 2em; font-weight: bold;">46%</p>		
OVERALL PERFORMANCE ANALYSIS								
REGISTERED		90		100%				
SEATED		84		93%				
ABSENTEES		6		7%				
PASSED		83		92%				
FAILED		1		1%				
SCHOOL POSITION		32						
TOTAL SCHOOLS		63						

INDEX	NAME	SEX	MATHEMATICS		KISWAHILI		ENGLISH		SCIENCE		SOCIAL STUDIES		CIVIC & MORAL		TOTAL	AVERAGE	OVR GRADE	SCH POSITION	OVERALL POSITION
1	HARRISON HOSIA MWAIPAPE	M	46	A	48	A	46	A	44	A	42	A	40	B	266	44	A	1	866
2	JEREMY JACOB MSIGWA	M	48	A	50	A	48	A	34	B	46	A	38	B	264	44	A	2	959
3	MOHAMED SUNDAY POLE	M	40	B	48	A	50	A	40	B	44	A	42	A	264	44	A	3	996
4	GERRAD GWAKISA MWAISAKA	M	46	A	50	A	50	A	36	B	46	A	34	B	262	44	A	4	1053
5	BARAKA NICK MBILINYI	M	44	A	44	A	48	A	38	B	48	A	36	B	258	43	A	5	1277
6	RETRICIEL JACKOMINA MBUNJU	F	38	B	50	A	46	A	32	B	46	A	38	B	250	42	A	6	1724.5
7	SOPHIA HASSAN SIMKONDA	F	38	B	48	A	44	A	30	C	48	A	40	B	248	41	A	7	1792
8	PRECIOUS MARTIN MWAMWAJA	F	36	B	48	A	40	B	36	B	50	A	38	B	248	41	A	8	1826.5
9	REVOKATUSI CHUKI KAJOLA	M	42	A	48	A	44	A	28	C	44	A	40	B	246	41	A	10	1935.5
10	GLADNESS MICHAEL SANGA	F	40	B	50	A	46	A	30	C	42	A	38	B	246	41	A	10	1935.5
11	EMMANUEL DAUD SANGA	M	42	A	50	A	49	A	32	B	36	B	36	B	245	41	A	11	1966
12	ROSEMARY HEPYSON SANGA	F	38	B	50	A	46	A	27	C	44	A	38	B	243	40	B	12	2078.5
13	SAMWEL ROGGERS MWAMENGO	M	46	A	43	A	47	A	31	B	40	B	34	B	241	40	B	13	2181
14	ISACK RICHARD MWAILOLO	M	46	A	48	A	50	A	34	B	28	C	34	B	240	40	B	15	2237.5
15	HAJIRAH MFAUME KILANGI	F	44	A	50	A	44	A	28	C	38	B	36	B	240	40	B	15	2237.5
16	VICTORIA ERASTO KETOCHO	F	42	A	50	A	40	B	34	B	44	A	30	C	240	40	B	15	2237.5
17	NAOMI VEDAST THADEO	F	46	A	50	A	40	B	36	B	30	C	38	B	240	40	B	17	2282
18	QUEEN REFAN MWASHOMA	F	48	A	50	A	44	A	19	D	44	A	34	B	239	40	B	18	2296.5
19	FAITH ADENI MWABULILI	F	40	B	50	A	40	B	36	B	34	B	36	B	236	39	B	20	2455.5
20	SUZAN MABULA NUNGULA	F	34	B	48	A	38	B	34	B	46	A	36	B	236	39	B	20	2455.5
21	HARUNA HUSSEN MGANDILWA	M	38	B	48	A	50	A	36	B	32	B	30	C	234	39	B	22	2557
22	GLORY LAWRENCE YHAGILA	F	38	B	50	A	44	A	38	B	30	C	34	B	234	39	B	22	2557

INDEX	NAME	SEX	MATHEMATICS		KISWAHILI		ENGLISH		SCIENCE		SOCIAL STUDIES		CIVIC & MORAL		TOTAL	AVERAGE	OVR GRADE	SCH POSITION	OVERALL POSITION
23	MIRIAM JACKSON SANGA	F	30	C	48	A	48	A	32	B	38	B	38	B	234	39	B	22	2557
24	DAVID SEIF MYINGA	M	32	B	46	A	38	B	38	B	42	A	38	B	234	39	B	24	2595
25	GREATER JONATHAN KYANDO	F	36	B	42	A	40	B	32	B	48	A	36	B	233	39	B	25	2610
26	HEKIMA HANSI BYANDA	M	30	C	46	A	48	A	34	B	42	A	32	B	232	39	B	26	2661.5
27	VICENT ARON WILSON	M	32	B	48	A	48	A	28	C	44	A	32	B	231	39	B	27	2712
28	FARAJA KABUMAYI NYIMBO	F	40	B	50	A	44	A	32	B	32	B	30	C	228	38	B	29	2884.5
29	MARY FURAHA JOB	F	34	B	50	A	44	A	28	C	38	B	34	B	228	38	B	29	2884.5
30	NANCY JULIUS GATUNA	F	38	B	50	A	46	A	25	C	32	B	36	B	226	38	B	30	2962.5
31	STEVEN SALUM NTULO	M	42	A	45	A	43	A	23	C	40	B	32	B	225	37	B	31	3024.5
32	PROSPER PETER MTAWA	M	40	B	43	A	44	A	26	C	42	A	30	C	224	37	B	32	3063
33	MEDAN LAWRENCE NGWADA	M	36	B	48	A	30	C	41	A	34	B	34	B	223	37	B	33	3145
34	MARYCRUZ NOFLIN MWAILIMA	F	34	B	46	A	41	A	27	C	38	B	34	B	220	37	B	34	3277
35	GREGORY JUHUDI MSOKWA	M	40	B	50	A	49	A	34	B	22	C	22	C	217	36	B	35	3430.5
36	BRIGHT EMMANUEL MGENI	M	38	B	47	A	36	B	22	C	46	A	28	C	217	36	B	37	3452
37	EPIMACK GIBSON NALAILA	M	44	A	44	A	41	A	34	B	28	C	26	C	217	36	B	37	3452
38	PISHON ENOCK LUCAS	M	32	B	48	A	48	A	19	D	42	A	28	C	217	36	B	37	3452
39	LILIAN LIKO KITAPONDA	F	32	B	50	A	34	B	32	B	32	B	36	B	216	36	B	39	3488
40	SUDI ELIA NYAMBO	M	42	A	46	A	33	B	23	C	36	B	36	B	216	36	B	41	3523
41	YASINI IBRAHIM TEMELA	M	30	C	48	A	42	A	22	C	36	B	38	B	216	36	B	41	3523
42	CAREEN DAMAS KAPINGA	F	34	B	48	A	36	B	28	C	46	A	24	C	216	36	B	41	3523
43	COLLIN JOHN MWAMSIKU	M	40	B	36	B	42	A	23	C	34	B	40	B	214	36	B	43	3584.5
44	JESCA IPYANA MFINGE	F	34	B	50	A	32	B	32	B	30	C	36	B	214	36	B	45	3621

INDEX	NAME	SEX	MATHEMATICS		KISWAHILI		ENGLISH		SCIENCE		SOCIAL STUDIES		CIVIC & MORAL		TOTAL	AVERAGE	OVR GRADE	SCH POSITION	OVERALL POSITION
45	NEEMA SUNDAY CHALAMILA	F	24	C	50	A	36	B	34	B	42	A	28	C	214	36	B	45	3621
46	PURITY JOSIAH JAMES	F	30	C	50	A	48	A	32	B	28	C	26	C	214	36	B	45	3621
47	HAPPYNESS BERNARD SIMBEYA	F	36	B	48	A	38	B	30	C	26	C	34	B	212	35	B	47	3711
48	HUMPHREY DAVID MWAKIPITI	M	38	B	48	A	42	A	14	D	36	B	32	B	210	35	B	48	3813
49	PROSPER JOSEPH KILASI	M	34	B	48	A	34	B	23	C	28	C	40	B	207	35	B	50	3929
50	JACKLINE IPYANA NFINGE	F	30	C	48	A	35	B	28	C	30	C	36	B	207	35	B	50	3929
51	JOYCE JOVINUS JUSTINE	F	26	C	48	A	36	B	32	B	28	C	36	B	206	34	B	51	3976
52	NAOMI ALLINANINE SHIMWELA	F	34	B	46	A	34	B	28	C	30	C	34	B	206	34	B	52	4007.5
53	NASEER NASSOR SALUM	M	34	B	46	A	44	A	23	C	30	C	28	C	205	34	B	53	4030.5
54	MAXWELL MAJALIWA KAGODA	M	38	B	48	A	42	A	27	C	26	C	24	C	205	34	B	54	4052.5
55	WILLIAM CHARLES NDEMBE	M	32	B	49	A	29	C	23	C	36	B	36	B	204	34	B	55	4083.5
56	HOPE LUCAS CHUMA	F	34	B	46	A	46	A	22	C	28	C	26	C	202	34	B	56	4205.5
57	SADRA ADAM JUMA	F	30	C	50	A	43	A	20	D	32	B	26	C	201	34	B	57	4229
58	NICKSON TUMAINI MATEMU	M	32	B	46	A	44	A	20	D	30	C	28	C	200	33	B	58	4318
59	FARAJA ATUPELE MWAKYUSA	M	32	B	44	A	41	A	22	C	34	B	26	C	199	33	B	59	4335
60	BARACK ABDALLAH MBAGA	M	34	B	33	B	42	A	28	C	34	B	26	C	197	33	B	61	4449.5
61	DANIEL CLEMENCE MPILUKA	M	36	B	46	A	40	B	11	D	40	B	24	C	197	33	B	61	4449.5
62	PRIVER ELIUD KIWANGA	M	26	C	46	A	25	C	39	B	36	B	24	C	195	33	B	63	4537.5
63	LYIDIA DOMINIC RWECHUNGURA	F	36	B	48	A	37	B	22	C	22	C	30	C	195	33	B	63	4537.5
64	ADRIAN GEOFREY LUPENZA	M	30	C	50	A	40	B	17	D	22	C	36	B	195	32	B	64	4552
65	HELEN AZANIA MWAMWAJA	F	30	C	38	B	32	B	26	C	36	B	30	C	191	32	B	65	4715
66	BLESS KAINI KANYELELA	M	28	C	46	A	32	B	28	C	26	C	28	C	188	31	B	66	4857

INDEX	NAME	SEX	MATHEMATICS		KISWAHILI		ENGLISH		SCIENCE		SOCIAL STUDIES		CIVIC & MORAL		TOTAL	AVERAGE	OVR GRADE	SCH POSITION	OVERALL POSITION
67	AMOS AYUBU GWAMBASA	M	32	B	37	B	38	B	24	C	30	C	24	C	185	31	B	67	4965.5
68	IRENE JOB MASANGANO	F	26	C	42	A	41	A	17	D	28	C	28	C	182	30	C	68	5055.5
69	FRANCIS GEAZ PHILEMON	M	30	C	44	A	34	B	12	D	30	C	30	C	179	30	C	69	5163.5
70	DEVANTE ABDON MAHIMBO	M	24	C	39	B	38	B	23	C	26	C	28	C	178	30	C	70	5207.5
71	REHEMA EMMANUEL FREDY	F	10	E	50	A	42	A	22	C	44	A	8	E	176	29	C	71	5283.5
72	DENNIS NEPHAS NGOGO	M	22	C	41	A	42	A	20	D	26	C	20	D	171	29	C	72	5413.5
73	ABDUL KITENGE ABDUL	M	32	B	47	A	34	B	14	D	24	C	20	D	171	28	C	73	5428.5
74	GETRUDA GEOFFREY NGOMALE	F	24	C	46	A	30	C	17	D	32	B	16	D	165	28	C	74	5609
75	QUEEN HANS MWAKIPESILE	F	16	D	45	A	47	A	18	D	28	C	8	E	162	27	C	75	5694
76	REBECCA DAVID AMBINDWILE	F	30	C	47	A	33	B	12	D	26	C	10	E	158	26	C	76	5800
77	BEVORLIN ASULWISYE KAPESA	F	26	C	41	A	21	C	26	C	22	C	22	C	157	26	C	77	5830.5
78	ABDUL-RAZIZ YASIN SAGUTI	M	22	C	41	A	26	C	10	E	30	C	24	C	153	26	C	78	5921
79	DANIEL GARADINA CHALLE	M	36	B	35	B	33	B	18	D	14	D	12	D	148	25	C	79	6059.5
80	SPACK LEONARD MWALINGO	M	20	D	43	A	31	B	11	D	18	D	22	C	145	24	C	80	6098
81	JUNIOR ERICK NGOHANI	M	22	C	34	B	29	C	22	C	16	D	16	D	139	23	C	81	6195.5
82	ANNALISA GEOFFREY MACKENZIE	F	30	C	46	A	23	C	11	D	16	D	12	D	138	23	C	82	6209.5
83	DANIEL MOLOKI MWANSASU	M	32	B	31	B	33	B	8	E	18	D	4	E	126	21	C	83	6386.5
84	BRYTON FLORIAN MLIGO	M	6	E	29	C	30	C	6	E	16	D	14	D	101	17	D	84	6616
85	ERICK FRANCIS MAKANIKA	M																	
86	MICHAEL VITUS KAKAMBA	M																	
87	EVELYN FABIAN MWAKYABALA	F																	
88	MATRIDA OWEN SILAVWE	F																	

INDEX	NAME	SEX	MATHEMATICS		KISWAHILI		ENGLISH		SCIENCE		SOCIAL STUDIES		CIVIC & MORAL		TOTAL	AVERAGE	OVR GRADE	SCH POSITION	OVERALL POSITION
89	THEREZIA DEOGRATIUS KUZENZA	F																	
90	TOTOZE EPHRAIM MWANSASU	F																	